

The objective of this test was to prove the efficacy of the **Phone Chip by Penergetic International AG** in shielding users from **mobile phone radiation**, using the dark-field live-blood test method.

The trial was carried out on Thursday 13 October 2011 with two test subjects. Another person was present to minute the proceedings.

The trial was carried out by *Heinz Meier, therapist*, with an *OPTIKA B-500TDK dark-field microscope*.

Before the trial, the test subjects were asked to behave as follows:

Drink 0.3-0.5l of pure water one hour before the trial.

Do not smoke for one hour before the trial.

Do not eat or drink anything except water for one hour before the trial.

Stop using the mobile phone one hour before the trial.

Do not carry the mobile phone close to their bodies one hour before the trial.

Badge and mobile phone must be taken separately to the practice where the trial takes place.

Series of tests:

Subject A: **A 1.1:** blood sample taken as per *normal*

A 1.2: blood sample taken with mobile phone switched on and held in the hand for 60 seconds *without* chip

A 1.3: blood sample taken with mobile phone switched on and held in the hand for 60 seconds *with* chip

Subject B: **B 2.1:** blood sample taken as per *normal*

B 2.2: blood sample taken with mobile phone switched off and held in the hand for 60 seconds *without* chip

B 2.3: blood sample taken with mobile phone switched on and held in the hand for 60 seconds *with* chip

Results and report

The first sample from both subjects shows healthy blood (sample A 1.1, B 2.1).

The second sample shows erythrocytes that stick together to a greater extent (sample A 1.2) for *subject A* with the mobile phone switched on without badge, than those from *subject B* with the mobile phone switched off (sample B 2.2). Erythrocytes sticking together result in circulatory disorders, which in turn may lead to physical problems and ailments in the affected areas of the body. Problems may arise in particular around regions of the head (brain, sensory organs, nerves).

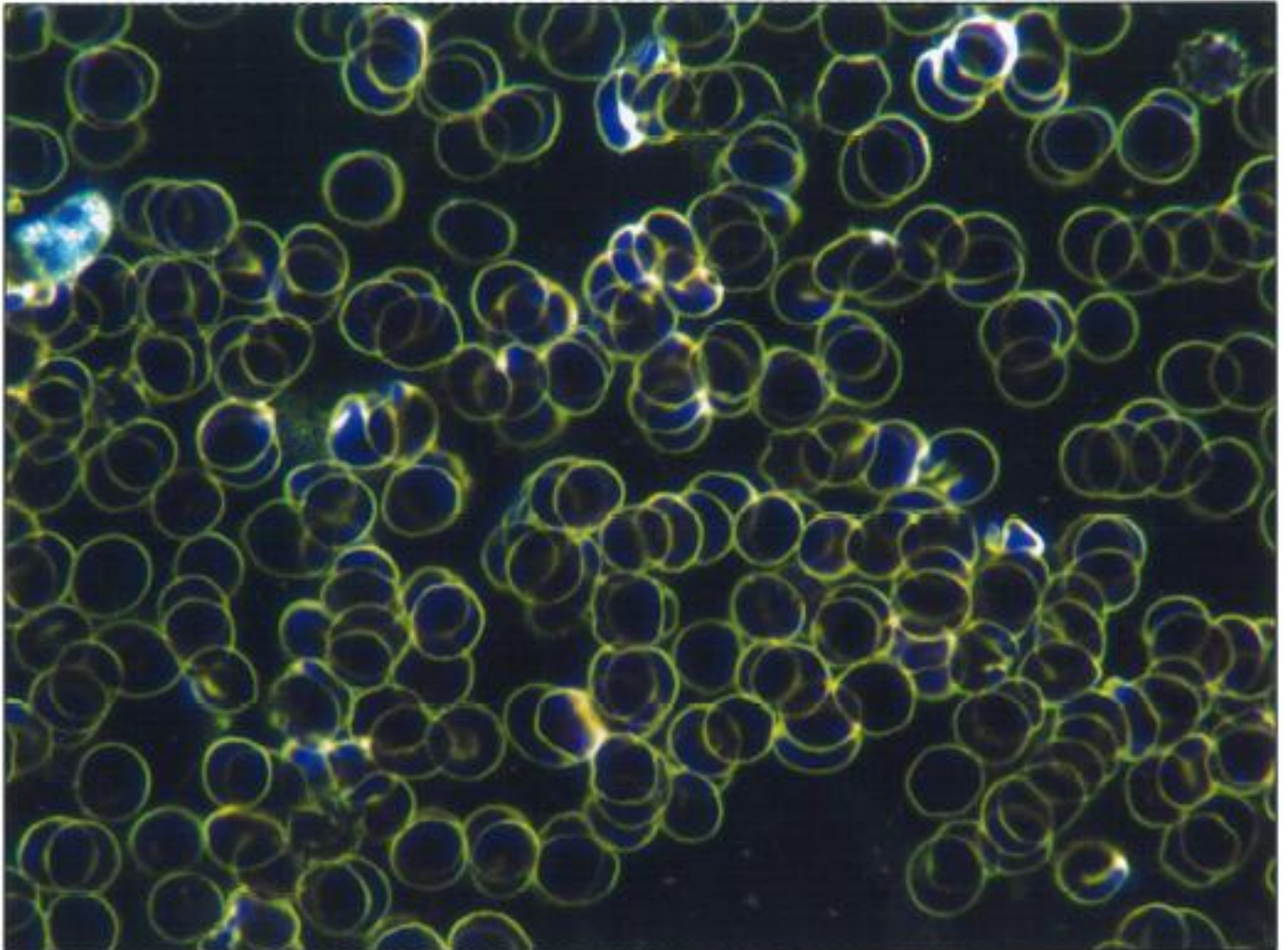
The big question now is whether *the phone chip* can actually absorb the radiation, so that people who use it can use their mobile phones and carry them on their bodies without being exposed to radiation. *The samples* for both subjects clearly show that the blood returns to its normal state, as it was in the first two samples, before having been exposed to radiation.

We can therefore conclude that *using the Penergetic International AG phone chip as intended by the manufacturer has the promised shielding effect.*

Oberbüren, 13. 10. 2011

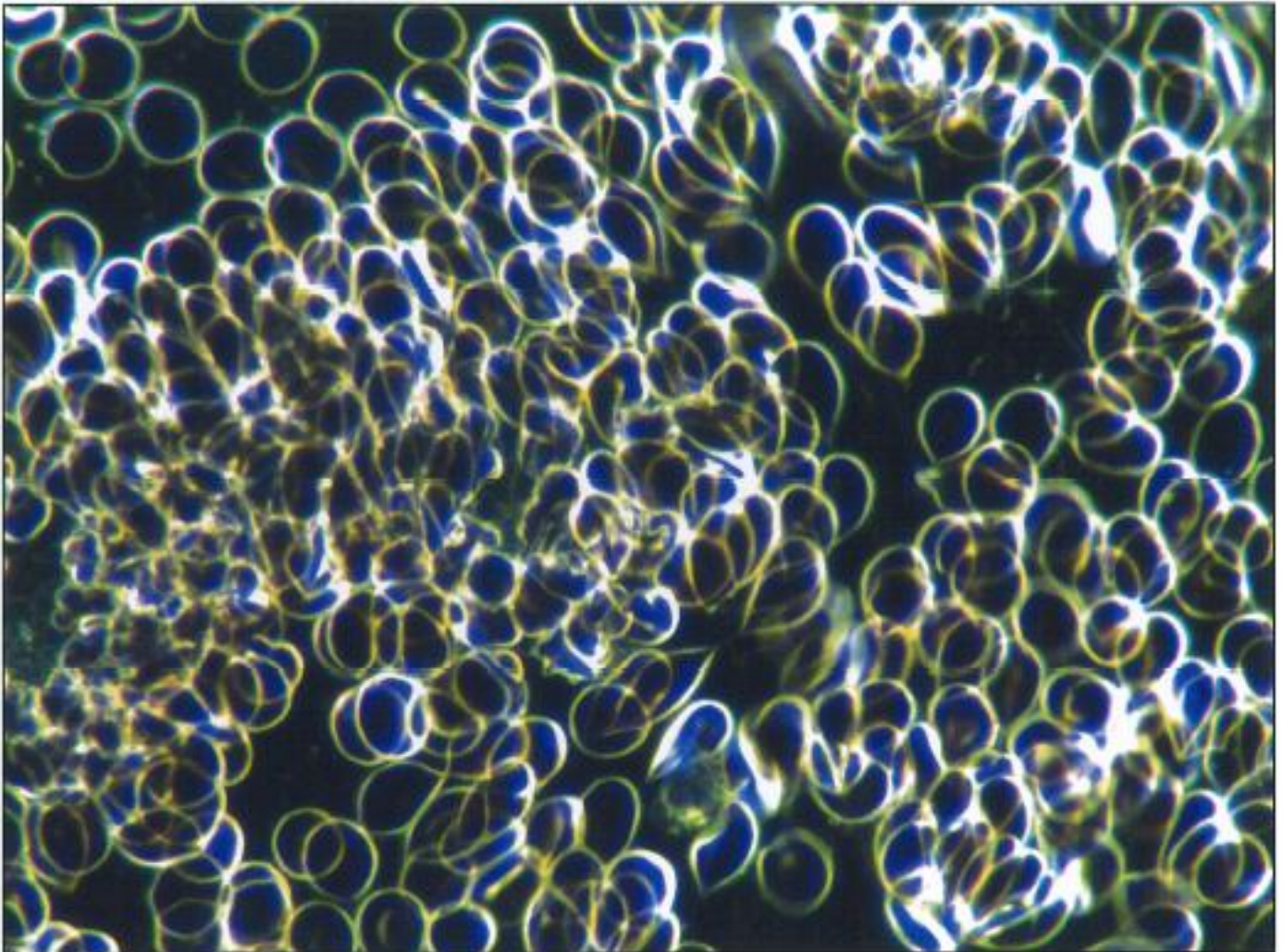

H. Meier

Datum: 13.10.2011



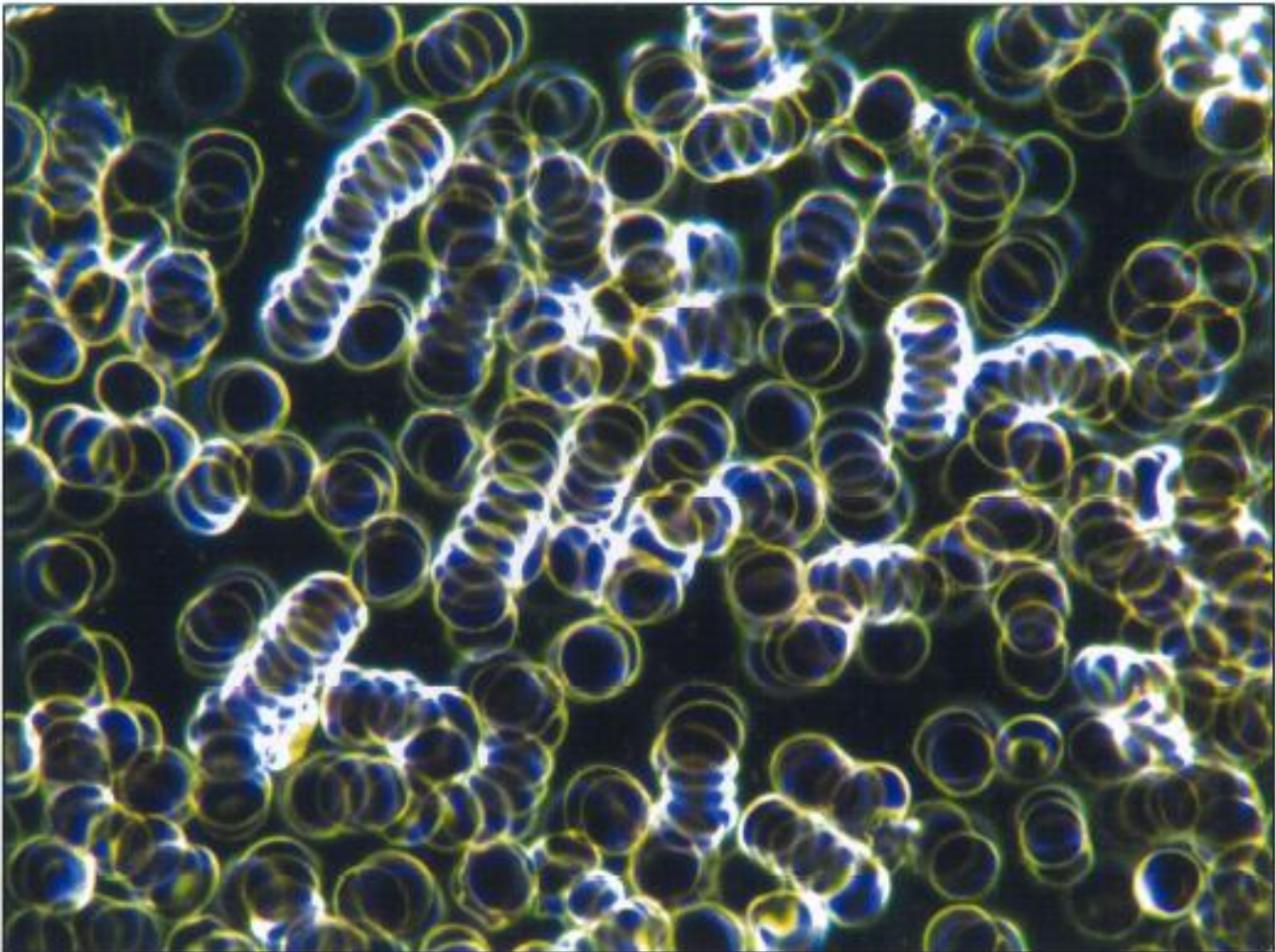
A 1.1 Recording normal, uncontaminated blood, person A

Datum: 13.10.2011



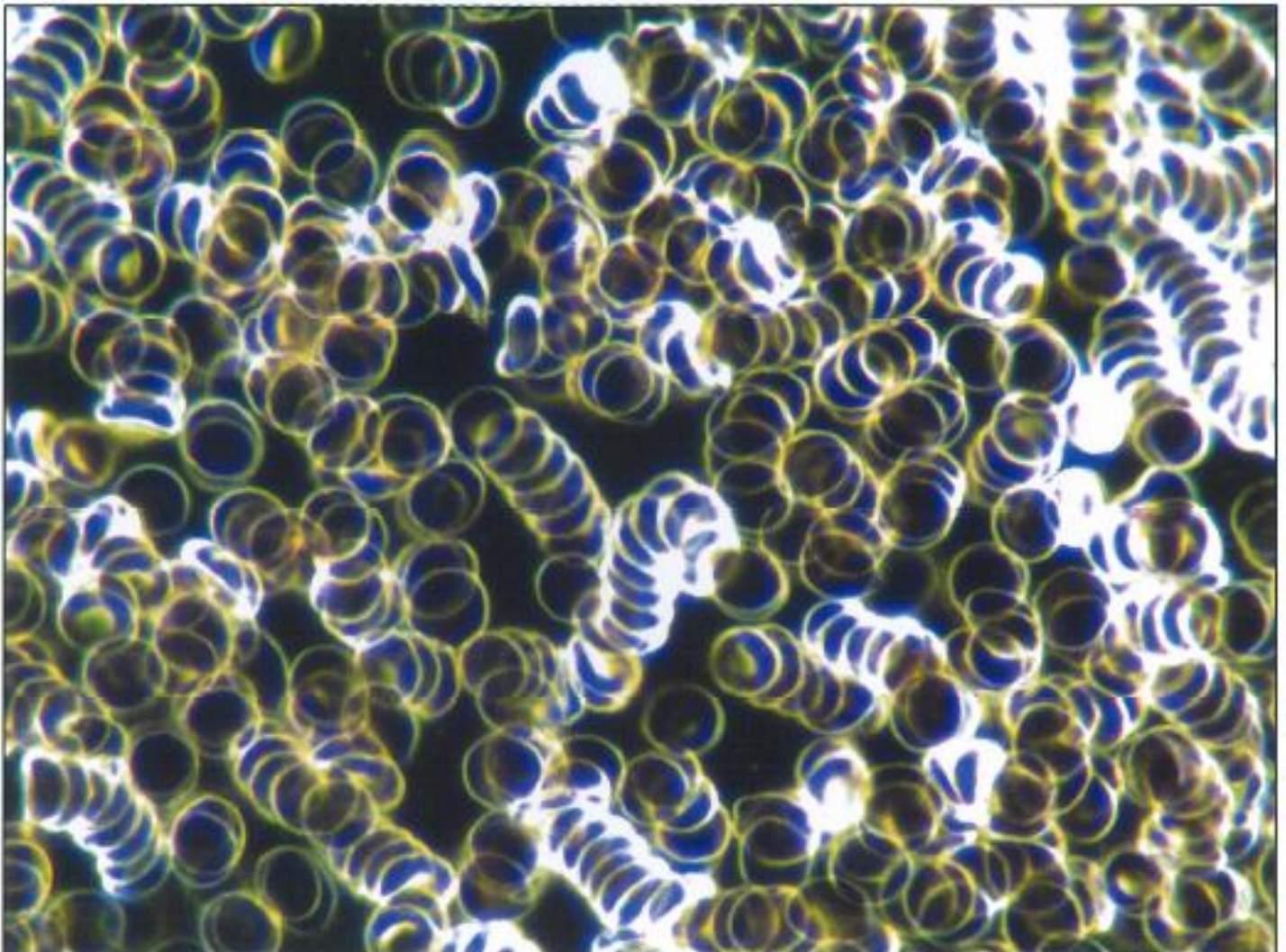
A 1.2 Recording of blood, with enabled mobile phone, which is connected with another. The radiation exposure is based on a dynamic and leads to circulatory disturbances.

Datum: 13.10.2011



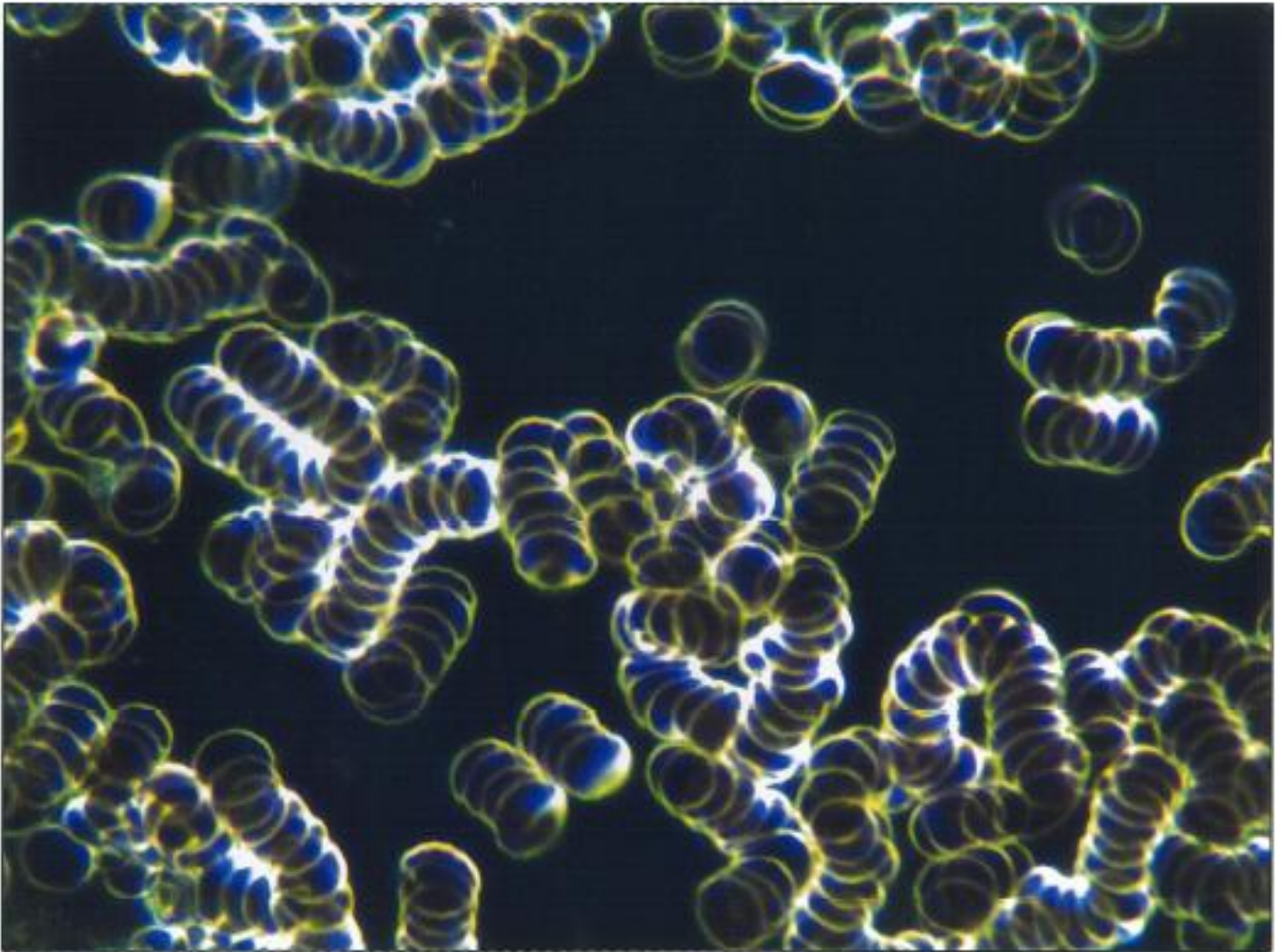
A 1.3 Recording of blood. The chip is fitted on the mobile phone and the phone is turned on. It is connected to another one. In the dynamic resolution can be observed, how the blood is once again in a pure state. The chip fulfils its visible function of an effective shielding.

Datum: 13.10.2011



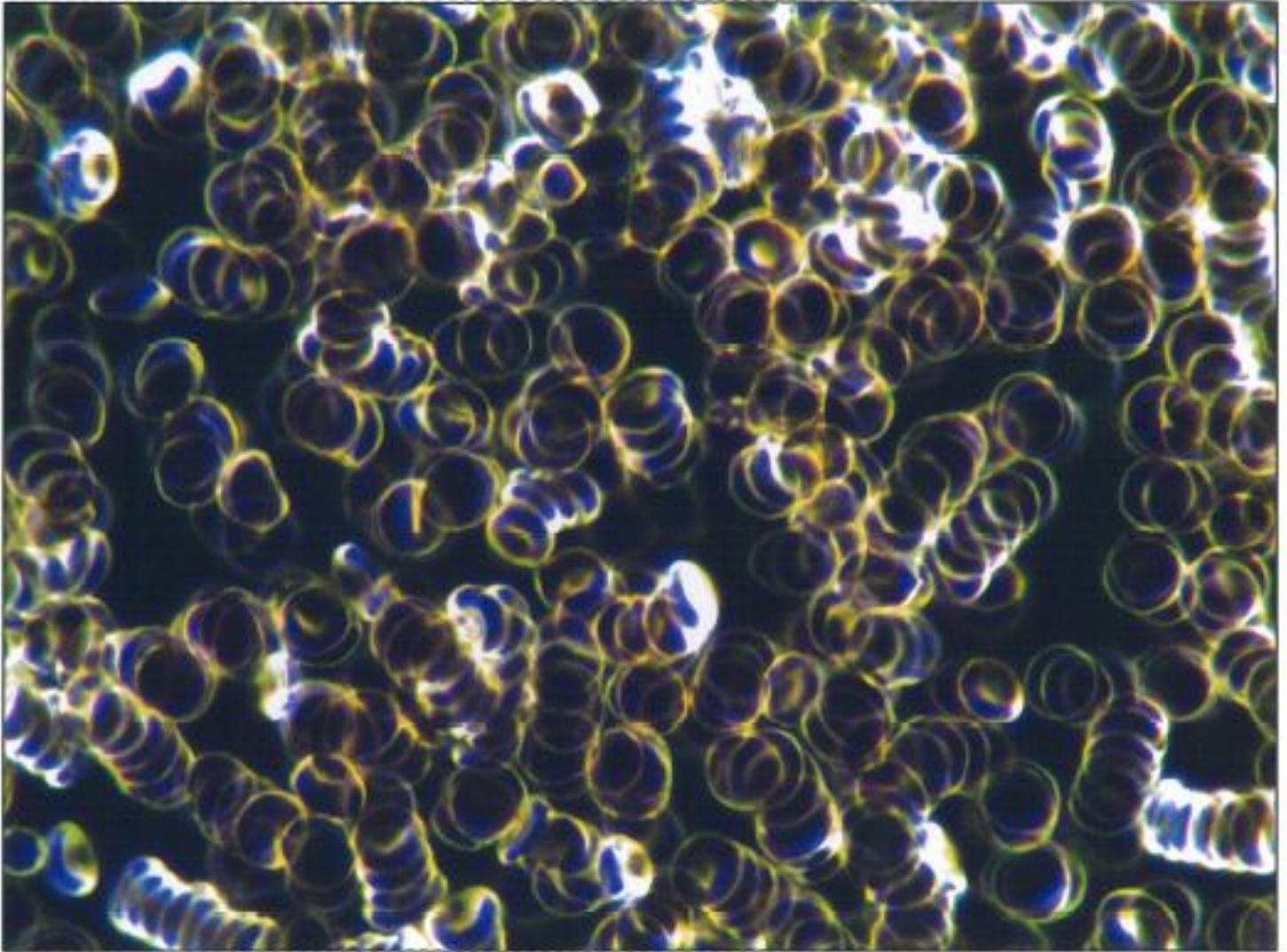
B 2.1 Recording normal, uncontaminated blood person B

Datum: 13.10.2011



B 2.2 Recording of the blood, with an inactive mobile phone. It immediately forms chains of erythrocyte – rising. Radiation exposure is also visible here.

Datum: 13.10.2011



B 2.3 Recording of blood. The chip fitted on the mobile phone and the mobile phone is turned on, which is connected to another one. Even here is a dynamic resolution of the erythrocyte chains – the chip shows its protecting effects.